

LOAD BANK KPLB-1100



KEYPOWER LOAD BANK:

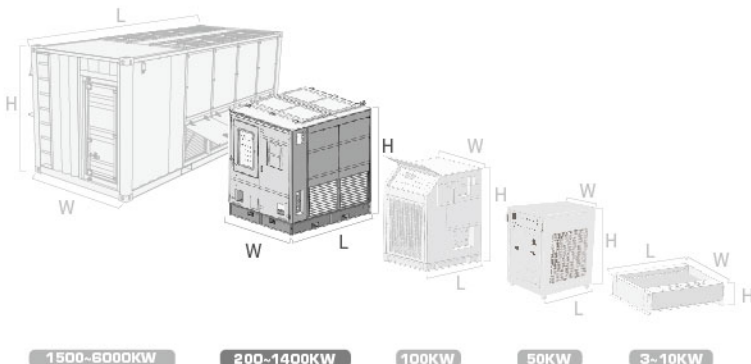
- * Frequency: 50/60 Hz;
- * Voltage range: AC 110-690V;
- * Duty: Continuous;
- * Cooling system: Industrial grade axle fans;
- * Discharged air direction: horizontal for 100 kw, vertical for larger models;
- * Control power phase: Single-phase, two-wire for 500 kw and below; three-phase, four-wire for larger models.

GENERAL SPECIFICATIONS

	Model	KPLB-1100
	Capacity	1100kW
	Type of load	Resistive
	Power factor	1
	Duty cycle	Continuous
	Cooling system	Industrial grade axial fan
	Cooling mode	Forced air-cooled
	Airflow	Vertical discharge
	Phase	Available at both single and three phase
	Rated testing voltage	3P3W 110 - 690V
	Rated frequency	50Hz / 60Hz
	Number of fans	6
	Control power input voltage	3P4W 220 - 480V



Dimension and Weight



DIMENSION

KPLB-1100

	Length (L)	mm	3500
	Width (W)	mm	2270
	Height (H)	mm	2150
	Weight	kg	2800

KEYPOWER has the right to modify any feature without prior notice. Weights and dimensions based on standard products. Illustrations may include optional equipment. Technical data described in this catalogue correspond to the available information at the moment of printing. The illustrations and images are indicative and may not coincide in their entirety with the product. Industrial design under patent.

Technical Specifications

PERFORMANCE PARAMETER	
Ambient Temperature	-10°C ~ +55°C
Relative Humidity	≤98% ventilated environment without explosive or corrosive dust
Altitude	≤3000m above sea level
Wire Connection	Socket / Terminal
Load Tolerance (each step)	±5%
Load Tolerance (overall)	±3%
Enclosure	Canopy type
Parameter measuring accuracy grade	0.5
Noise level	83 dBA @ 1m
Enclosure protection class	IP 23
Forklift handling	Yes

CONTROL PANEL	
Control mode (Standard)	Local control
Control mode (Optional)	Remote control
Remote control distance	≤100 m
Load step	0-10kW*1, 10kW*3, 20kW*3, 50kW*2, 100kW*9 (non-intelligent type) 0-10kW*1, 10kW*3, 20kW*3, 50kW*6, 100kW*7 (intelligent type)
Load bank protections	Fan failure alarm / Overload alarm / Overvoltage alarm / Overheating alarm
Multi functions display	voltage, current, load power, reactive power, apparent power, power factor, frequency etc.
One-step load/unload	Yes
Emergency stop	Yes
Phase sequence indicator	Yes

Optional Items for Load Bank:



- Capacitive/Inductive/Resistive load bank with different power factor
- Intelligent control
- Laptop for remote control
- Generator tester
- Multi-voltage
- Water-proof cover for air outlet (200-1400KW)
- Air deflecting duct for containerized load bank
- Space heater
- Cable connector
- Galvanized sheet canopy
- Wheels for < 500KW load bank
- Trailer

RESISTOR FEATURES	
Material	Stainless steel
Cooling mode	Forced air cooling
Temperature resistance	500 ~ 600°C
Load Tolerance	±5%
Warranty	3 years with unlimited hours

304 STAINLESS STEEL RESISTORS



Generator Tester Function

GENERATOR TESTER

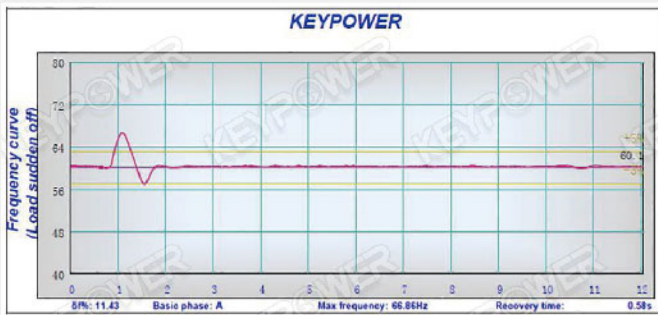


TEST REPORT

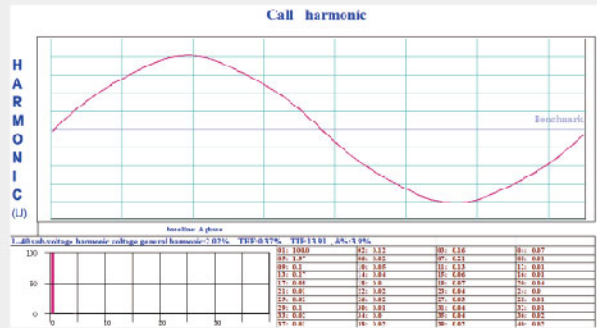
Test report of generator set's steady performance

Source: 0000000000	Model: 0000000000	Date of test: 2012-11-10	Test time: 07:30:33		
1. Set type: 1. Voltage: 220V AC; 2. Power: 1000W; 3. Frequency: 50Hz; 4. Phase: 3Φ; 5. Test mode: 1. Normal; 2. Adjustment; 3. Fluctuation; 4. Load; 5. Unload; 6. Wave record.					
1.1 Set type	1. Voltage	220V AC	2. Power	1000W	
1.2 Rated frequency	50Hz	3. Phase	3Φ	4. Test mode	1. Normal
1.3 Generator type	AVR type	5. Voltage	220V AC	6. Power	1000W
1.4 Generator name	AVR type	7. Voltage	220V AC	8. Power	1000W
1.5 Test mode	1. Normal	9. Voltage	220V AC	10. Power	1000W
2. Test of insulation resistance between phase and ground	22	atmosphere	22	atmosphere	22
3. Test of insulation resistance between phase and phase	22	atmosphere	22	atmosphere	22
4. Test of insulation resistance between phase and ground	22	atmosphere	22	atmosphere	22
5. Test of insulation resistance between phase and phase	22	atmosphere	22	atmosphere	22
6. Test of insulation resistance between phase and ground	22	atmosphere	22	atmosphere	22
7. Test of insulation resistance between phase and phase	22	atmosphere	22	atmosphere	22
8. Test of insulation resistance between phase and ground	22	atmosphere	22	atmosphere	22
9. Test of insulation resistance between phase and phase	22	atmosphere	22	atmosphere	22
10. Test of insulation resistance between phase and ground	22	atmosphere	22	atmosphere	22
11. Test of insulation resistance between phase and phase	22	atmosphere	22	atmosphere	22
12. Test of insulation resistance between phase and ground	22	atmosphere	22	atmosphere	22
13. Test of insulation resistance between phase and phase	22	atmosphere	22	atmosphere	22
14. Test of insulation resistance between phase and ground	22	atmosphere	22	atmosphere	22
15. Test of insulation resistance between phase and phase	22	atmosphere	22	atmosphere	22
16. Test of insulation resistance between phase and ground	22	atmosphere	22	atmosphere	22
17. Test of insulation resistance between phase and phase	22	atmosphere	22	atmosphere	22
18. Test of insulation resistance between phase and ground	22	atmosphere	22	atmosphere	22
19. Test of insulation resistance between phase and phase	22	atmosphere	22	atmosphere	22
20. Test of insulation resistance between phase and ground	22	atmosphere	22	atmosphere	22
21. Test of insulation resistance between phase and phase	22	atmosphere	22	atmosphere	22
22. Test of insulation resistance between phase and ground	22	atmosphere	22	atmosphere	22
23. Test of insulation resistance between phase and phase	22	atmosphere	22	atmosphere	22
24. Test of insulation resistance between phase and ground	22	atmosphere	22	atmosphere	22
25. Test of insulation resistance between phase and phase	22	atmosphere	22	atmosphere	22
26. Test of insulation resistance between phase and ground	22	atmosphere	22	atmosphere	22
27. Test of insulation resistance between phase and phase	22	atmosphere	22	atmosphere	22
28. Test of insulation resistance between phase and ground	22	atmosphere	22	atmosphere	22
29. Test of insulation resistance between phase and phase	22	atmosphere	22	atmosphere	22
30. Test of insulation resistance between phase and ground	22	atmosphere	22	atmosphere	22
31. Test of insulation resistance between phase and phase	22	atmosphere	22	atmosphere	22
32. Test of insulation resistance between phase and ground	22	atmosphere	22	atmosphere	22
33. Test of insulation resistance between phase and phase	22	atmosphere	22	atmosphere	22
34. Test of insulation resistance between phase and ground	22	atmosphere	22	atmosphere	22
35. Test of insulation resistance between phase and phase	22	atmosphere	22	atmosphere	22
36. Test of insulation resistance between phase and ground	22	atmosphere	22	atmosphere	22
37. Test of insulation resistance between phase and phase	22	atmosphere	22	atmosphere	22
38. Test of insulation resistance between phase and ground	22	atmosphere	22	atmosphere	22
39. Test of insulation resistance between phase and phase	22	atmosphere	22	atmosphere	22
40. Test of insulation resistance between phase and ground	22	atmosphere	22	atmosphere	22
41. Test of insulation resistance between phase and phase	22	atmosphere	22	atmosphere	22
42. Test of insulation resistance between phase and ground	22	atmosphere	22	atmosphere	22
43. Test of insulation resistance between phase and phase	22	atmosphere	22	atmosphere	22
44. Test of insulation resistance between phase and ground	22	atmosphere	22	atmosphere	22
45. Test of insulation resistance between phase and phase	22	atmosphere	22	atmosphere	22
46. Test of insulation resistance between phase and ground	22	atmosphere	22	atmosphere	22
47. Test of insulation resistance between phase and phase	22	atmosphere	22	atmosphere	22
48. Test of insulation resistance between phase and ground	22	atmosphere	22	atmosphere	22
49. Test of insulation resistance between phase and phase	22	atmosphere	22	atmosphere	22
50. Test of insulation resistance between phase and ground	22	atmosphere	22	atmosphere	22
51. Test of insulation resistance between phase and phase	22	atmosphere	22	atmosphere	22
52. Test of insulation resistance between phase and ground	22	atmosphere	22	atmosphere	22
53. Test of insulation resistance between phase and phase	22	atmosphere	22	atmosphere	22
54. Test of insulation resistance between phase and ground	22	atmosphere	22	atmosphere	22
55. Test of insulation resistance between phase and phase	22	atmosphere	22	atmosphere	22
56. Test of insulation resistance between phase and ground	22	atmosphere	22	atmosphere	22
57. Test of insulation resistance between phase and phase	22	atmosphere	22	atmosphere	22
58. Test of insulation resistance between phase and ground	22	atmosphere	22	atmosphere	22
59. Test of insulation resistance between phase and phase	22	atmosphere	22	atmosphere	22
60. Test of insulation resistance between phase and ground	22	atmosphere	22	atmosphere	22
61. Test of insulation resistance between phase and phase	22	atmosphere	22	atmosphere	22
62. Test of insulation resistance between phase and ground	22	atmosphere	22	atmosphere	22
63. Test of insulation resistance between phase and phase	22	atmosphere	22	atmosphere	22
64. Test of insulation resistance between phase and ground	22	atmosphere	22	atmosphere	22
65. Test of insulation resistance between phase and phase	22	atmosphere	22	atmosphere	22
66. Test of insulation resistance between phase and ground	22	atmosphere	22	atmosphere	22
67. Test of insulation resistance between phase and phase	22	atmosphere	22	atmosphere	22
68. Test of insulation resistance between phase and ground	22	atmosphere	22	atmosphere	22
69. Test of insulation resistance between phase and phase	22	atmosphere	22	atmosphere	22
70. Test of insulation resistance between phase and ground	22	atmosphere	22	atmosphere	22
71. Test of insulation resistance between phase and phase	22	atmosphere	22	atmosphere	22
72. Test of insulation resistance between phase and ground	22	atmosphere	22	atmosphere	22
73. Test of insulation resistance between phase and phase	22	atmosphere	22	atmosphere	22
74. Test of insulation resistance between phase and ground	22	atmosphere	22	atmosphere	22
75. Test of insulation resistance between phase and phase	22	atmosphere	22	atmosphere	22
76. Test of insulation resistance between phase and ground	22	atmosphere	22	atmosphere	22
77. Test of insulation resistance between phase and phase	22	atmosphere	22	atmosphere	22
78. Test of insulation resistance between phase and ground	22	atmosphere	22	atmosphere	22
79. Test of insulation resistance between phase and phase	22	atmosphere	22	atmosphere	22
80. Test of insulation resistance between phase and ground	22	atmosphere	22	atmosphere	22
81. Test of insulation resistance between phase and phase	22	atmosphere	22	atmosphere	22
82. Test of insulation resistance between phase and ground	22	atmosphere	22	atmosphere	22
83. Test of insulation resistance between phase and phase	22	atmosphere	22	atmosphere	22
84. Test of insulation resistance between phase and ground	22	atmosphere	22	atmosphere	22
85. Test of insulation resistance between phase and phase	22	atmosphere	22	atmosphere	22
86. Test of insulation resistance between phase and ground	22	atmosphere	22	atmosphere	22
87. Test of insulation resistance between phase and phase	22	atmosphere	22	atmosphere	22
88. Test of insulation resistance between phase and ground	22	atmosphere	22	atmosphere	22
89. Test of insulation resistance between phase and phase	22	atmosphere	22	atmosphere	22
90. Test of insulation resistance between phase and ground	22	atmosphere	22	atmosphere	22
91. Test of insulation resistance between phase and phase	22	atmosphere	22	atmosphere	22
92. Test of insulation resistance between phase and ground	22	atmosphere	22	atmosphere	22
93. Test of insulation resistance between phase and phase	22	atmosphere	22	atmosphere	22
94. Test of insulation resistance between phase and ground	22	atmosphere	22	atmosphere	22
95. Test of insulation resistance between phase and phase	22	atmosphere	22	atmosphere	22
96. Test of insulation resistance between phase and ground	22	atmosphere	22	atmosphere	22
97. Test of insulation resistance between phase and phase	22	atmosphere	22	atmosphere	22
98. Test of insulation resistance between phase and ground	22	atmosphere	22	atmosphere	22
99. Test of insulation resistance between phase and phase	22	atmosphere	22	atmosphere	22
100. Test of insulation resistance between phase and ground	22	atmosphere	22	atmosphere	22

FREQUENCY AND VOLTAGE CURVES




HARMONIC CURVE



This generator tester can measure most electric parameters of a single-phase or three-phase AC generator. The standards it complied with are GB/T 2820-1997 and GB 2820-90. The signal frequency can be measured varies from 45 Hz to 65Hz. You can select one wiring mode from four modes – 1Φ2W, 3Φ3W, 3Φ4W and 3V3A. The following table shows the parameters: It's the best way to replicate, prove and verify the real-life demands on critical power systems.

MEASUREMENT MODE	PARAMETERS
Normal	Voltage, Current, Active Power, Reactive Power, Apparent Power, Power Factor, Frequency, Energy runtime, Imbalance degree of Voltage
Harmonic	Voltage & Current: 2~50th order and the THD (Total harmonic distortion)
Adjustment	In 100 seconds: Records the maximum & minimum value of Voltage & Frequency. Calculates the increase & decrease range of Voltage & Frequency and the percentage of adjustment.
Fluctuation	In 60 seconds: Records the maximum & minimum value of Voltage & Frequency. Calculates the NORMAL frequency rang, NORMAL voltage offset, voltage modulation, percentage of fluctuation and frequency.
Load	In 12 seconds: Records the minimum value of Voltage & Frequency. Records the maximum value of Current and the recovery time. Calculates the offset of Voltage & Frequency.
Unload	In 12 seconds: Records the maximum value of Voltage & Frequency. Record the minimum value of Current and the recovery time. Calculates the offset of Voltage & Frequency.
Wave Record	Records the real-time voltage waves by five optional modes. The recording time is between 5 seconds and 5 minutes by different modes.

Control Panel

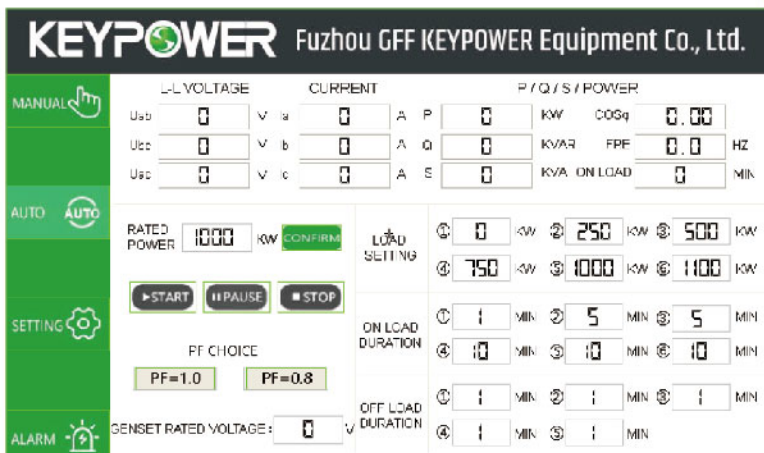


MANUAL CONTROL	FUNCTION
① Turn on / off power source	Tested power source input
② Load input indicator	Indicate U V W load input normal or not
③ Control mode selection	Choose control mode: Local manual control / Touch screen control / Remote control
④ Phase sequence indicator	Indicate phase sequence of tested power right or not
⑤ Multi-function meter	Show testing parameters
⑥ Master load on / off	One step loading / unloading
⑦ Load Steps	Loading / unloading
⑧ Alarm	Load bank protection: Fan failure alarm / Overload alarm / Overvoltage alarm / Overheating alarm
⑨ Emergency stop button	Emergency stop

In addition to all manual control functions, Intelligent/remote control also contains the following functions:

- Touch screen control/remote control
- Auto loading/unloading test
- Data setting

Intelligent control system with **Mitsubishi**[®] PLC



Intelligent Control Interface